

# Research Grade Modotuximab

## Summary

---

<b>Catalog No.</b>	DHB86904
<b>Alternative Names</b>	DS 1024, Sym 004 (combination of modotuximab and futuximab), CAS: 1310460-86-6
<b>Clone ID</b>	Modotuximab
<b>Host species</b>	Chimeric
<b>Species reactivity</b>	Human
<b>Form</b>	Liquid
<b>Storage buffer</b>	0.01M PBS, pH 7.4.
<b>Concentration</b>	1 mg/ml
<b>Purity</b>	>95% as determined by SDS-PAGE.
<b>Clonality</b>	Monoclonal
<b>Isotype</b>	IgG1-kappa
<b>Applications</b>	Research Grade Biosimilar
<b>Target</b>	HER1, Receptor tyrosine-protein kinase erbB-1, Proto-oncogene c-ErbB-1, Epidermal growth factor receptor, EGFR, ERBB1, ERBB
<b>Purification</b>	Protein A/G purified from cell culture supernatant.
<b>Endotoxin level</b>	Please contact with the lab for this information.
<b>Expression system</b>	Mammalian Cells
<b>Accession</b>	P00533

## Stability and Storage

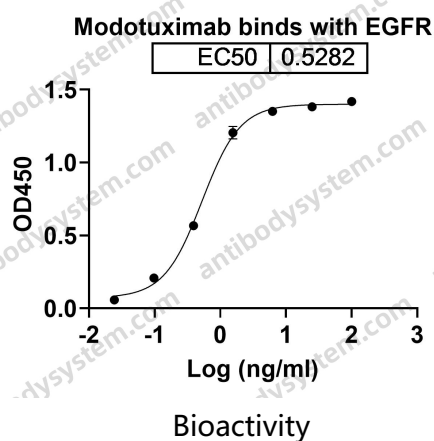
Use a manual defrost freezer and avoid repeated freeze-thaw cycles.

Store at 4°C short term (1-2 weeks). Store at -20°C 12 months. Store at -80°C long term.

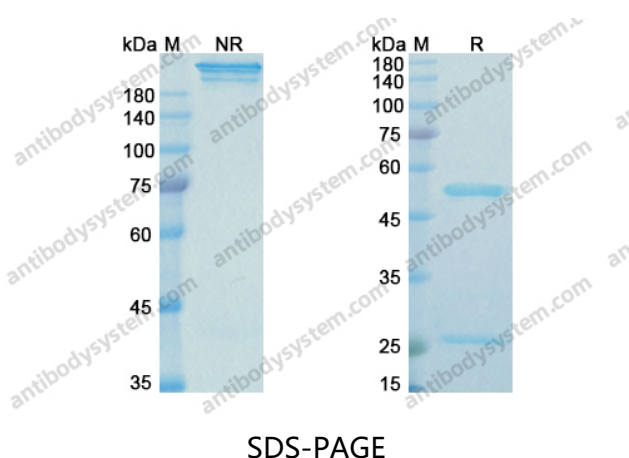
## Note

For research use only. Not suitable for clinical or therapeutic use.

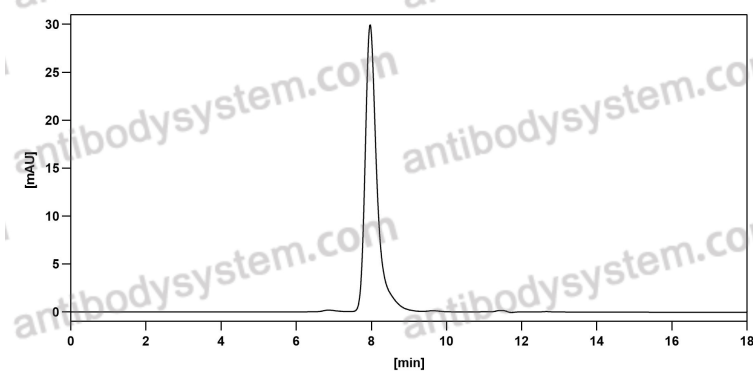
## Data Image



Detects Human EGFR/ERBB1/HER1 in indirect ELISAs.



SDS PAGE for Modotuximab



The purity of this product is >95% as determined by SEC-HPLC.

SEC-HPLC