

Anti-STAT3 Antibody (R3K43)

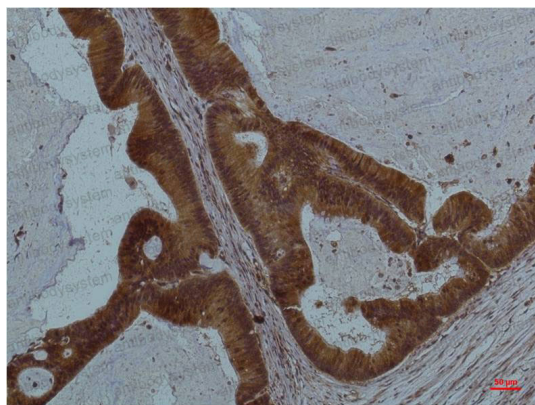
Summary

Catalog No.	RHE27707
Clone ID	R3K43
Host species	Mouse
Tested applications	IHC: 1:50-1:100, WB: 1:500-1:1000
Species reactivity	Human, Mouse, Rat
Form	Liquid
Storage buffer	0.01M PBS, pH 7.4, 0.5% BSA, 0.05% Sodium Azide and 50% Glycerol.
Concentration	1 mg/ml
Purity	>95% as determined by SDS-PAGE.
Clonality	Monoclonal
Isotype	IgG1
Applications	IHC, WB
Target	Signal transducer and activator of transcription 3, APRF, STAT3, Acute-phase response factor
Purification	Protein A/G purified from cell culture supernatant.
Endotoxin level	Please contact with the lab for this information.
Accession	P40763
Stability and Storage	Use a manual defrost freezer and avoid repeated freeze-thaw cycles. Store at 4°C short term (1-2 weeks). Store at -20°C 12 months. Store at -80°C long term.


Note

For research use only.


Data Image

**Immunohistochemical**

Immunohistochemistry analysis of paraffin-embedded Human Colon Carcinoma using STAT3 antibody. High-pressure and temperature Sodium Citrate pH 6.0 was used for antigen retrieval.

**Western blot**

Western blot analysis of STAT3 in Hela, 3T3, PC-12 lysates using STAT3 antibody.



Western blot

Western blot analysis of STAT3 in Jurkat, Raw264.7, Ramos, A549 lysates using Stat3 antibody.