

Anti-MRPS31 Antibody (R2R98)

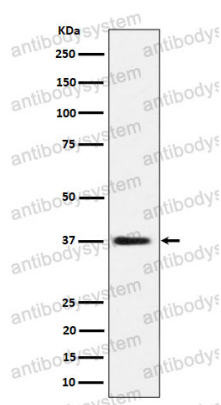
Summary

Catalog No.	RHN80302
Clone ID	R2R98
Host species	Rabbit
Tested applications	WB: 1:1000-1:2000
Species reactivity	Human, Mouse, Rat
Form	Liquid
Storage buffer	0.01M PBS, pH 7.4, 0.05% BSA, 50% Glycerol, 0.05% Sodium azide.
Concentration	1 mg/ml
Purity	>95% by SDS-PAGE.
Clonality	Monoclonal
Isotype	IgG
Applications	WB
Target	28S ribosomal protein S31, mitochondrial, S31mt, Imogen 38, IMOGN38, MRP-S31, MRPS31, Mitochondrial small ribosomal subunit protein mS31
Purification	Protein A/G purified from cell culture supernatant.
Endotoxin level	Please contact with the lab for this information.
Accession	Q92665
Stability and Storage	Use a manual defrost freezer and avoid repeated freeze thaw cycles. Store at 4 °C for frequent use. Store at -20 °C for twelve months from the date of receipt.

Note

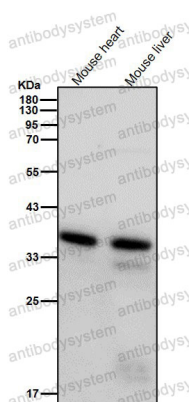
For research use only.

Data Image



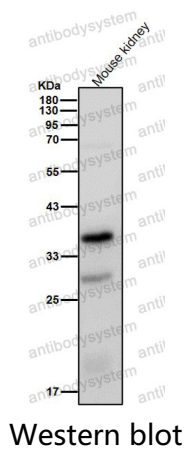
Western blot

Western blot analysis of MRPS31 expression in HepG2 cell lysate.



Western blot

All lanes use the Antibody at 1:1K dilution for 1 hour at room temperature.



All lanes use the Antibody at 1:1K dilution for 1 hour at room temperature.