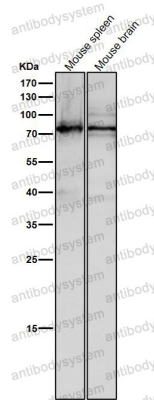


Anti-SCIN Antibody (R2R64)

Summary

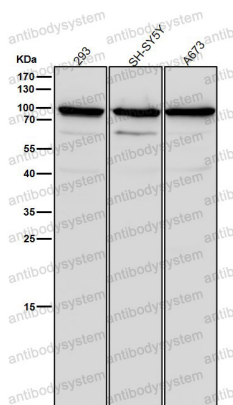
Catalog No.	RHN78602
Clone ID	R2R64
Host species	Rabbit
Tested applications	IHC: 1:100-1:200, WB: 1:1000-1:2000
Species reactivity	Human, Mouse, Rat
Form	Liquid
Storage buffer	0.01M PBS, pH 7.4, 0.05% BSA, 50% Glycerol, 0.05% Sodium azide.
Concentration	1 mg/ml
Purity	>95% by SDS-PAGE.
Clonality	Monoclonal
Isotype	IgG
Applications	IHC, WB
Target	Scinderin, SCIN, Adseverin, KIAA1905
Purification	Protein A/G purified from cell culture supernatant.
Endotoxin level	Please contact with the lab for this information.
Accession	Q9Y6U3
Stability and Storage	Use a manual defrost freezer and avoid repeated freeze thaw cycles. Store at 4 °C for frequent use. Store at -20 °C for twelve months from the date of receipt.
Note	For research use only.

Data Image



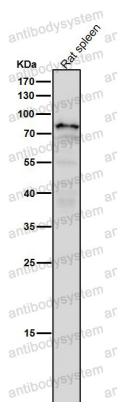
Western blot

All lanes use the Antibody at 1:1K dilution for 1 hour at room temperature.



Western blot

All lanes use the Antibody at 1:1K dilution for 1 hour at room temperature.



Western blot

All lanes use the Antibody at 1:1K dilution for 1 hour at room temperature.