

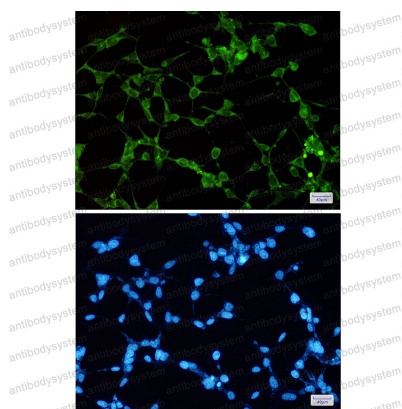
Anti-OSBPL1A Antibody (R2R46)

Summary


Catalog No.	RHN77001
Clone ID	R2R46
Host species	Rabbit
Tested applications	IF: 1:50-1:200, IP: 1:20, WB: 1:500-1:1000
Species reactivity	Human, Mouse, Rat
Form	Liquid
Storage buffer	0.01M PBS, pH 7.4, 0.05% BSA, 50% Glycerol, 0.05% Sodium azide.
Concentration	1 mg/ml
Purity	>95% by SDS-PAGE.
Clonality	Monoclonal
Isotype	IgG
Applications	IF, IP, WB
Target	Oxysterol-binding protein-related protein 1, OSBPL1B, OSBPL1A, ORP-1, ORP1, OSBPL1, OSBP8, OSBP-related protein 1
Purification	Protein A/G purified from cell culture supernatant.
Endotoxin level	Please contact with the lab for this information.
Accession	Q9BXW6
Stability and Storage	Use a manual defrost freezer and avoid repeated freeze thaw cycles. Store at 4 °C for frequent use. Store at -20 °C for twelve months from the date of receipt.

Note For research use only.

Data Image



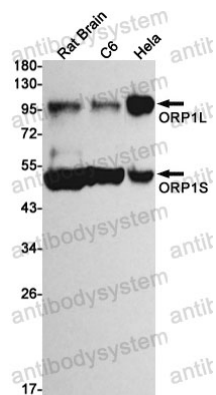
Immunofluorescence



Western blot

Immunocytochemistry analysis of ORP1 (green) in 293t using ORP1 antibody, and DAPI (blue).

Western blot analysis of ORP1 in mouse brain, rat testis lysates using ORP1 antibody.



Western blot

Western blot analysis of ORP1 in rat Brain, C6, HeLa lysates using ORP1 antibody