


Anti-HRPT2/CDC73 Antibody (R2Q07)

Summary

Catalog No.	RHN66601
Clone ID	R2Q07
Host species	Rabbit
Tested applications	WB: 1:1000-1:2000
Species reactivity	Human, Mouse, Rat
Form	Liquid
Storage buffer	0.01M PBS, pH 7.4, 0.05% BSA, 50% Glycerol, 0.05% Sodium azide.
Concentration	1 mg/ml
Purity	>95% by SDS-PAGE.
Clonality	Monoclonal
Isotype	IgG
Applications	WB
Target	C1orf28, Parafibromin, CDC73, Cell division cycle protein 73 homolog, Hyperparathyroidism 2 protein, HRPT2
Purification	Protein A/G purified from cell culture supernatant.
Endotoxin level	Please contact with the lab for this information.
Accession	Q6P1J9
Stability and Storage	Use a manual defrost freezer and avoid repeated freeze thaw cycles. Store at 4 °C for frequent use. Store at -20 °C for twelve months from the date of receipt.

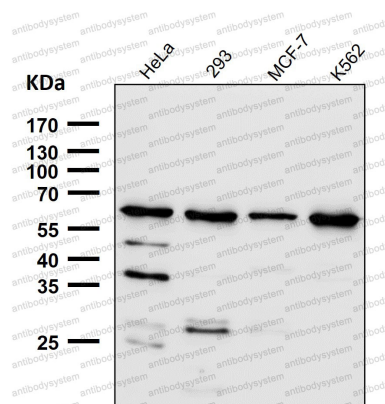
Note For research use only.

Data Image



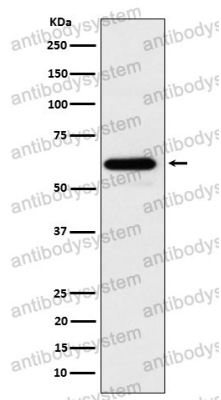
Western blot

All lanes use the Antibody at 1:1K dilution for 1 hour at room temperature.



Western blot

All lanes use the Antibody at 1:1K dilution for 1 hour at room temperature.



Western blot

Western blot analysis of HRPT2/CDC73 expression in 293T cell lysate.