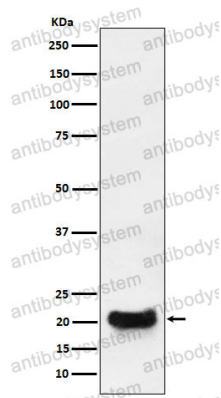


Anti-DCTN5 Antibody (R2M79)

Summary

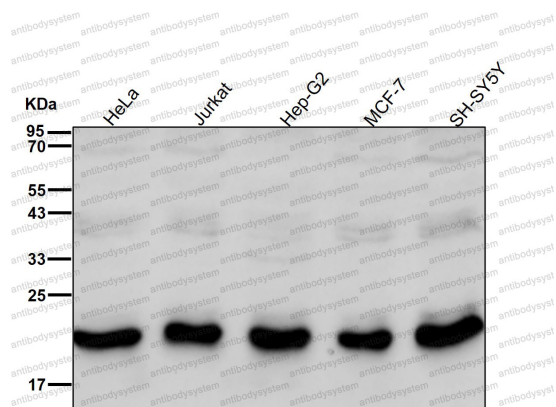
Catalog No.	RHK68201
Clone ID	R2M79
Host species	Rabbit
Tested applications	IF: 1:50-1:200, IHC: 1:100-1:200, IP: 1:20-1:50, WB: 1:1000-1:2000
Species reactivity	Human, Mouse, Rat
Form	Liquid
Storage buffer	0.01M PBS, pH 7.4, 0.05% BSA, 50% Glycerol, 0.05% Sodium azide.
Concentration	1 mg/ml
Purity	>95% by SDS-PAGE.
Clonality	Monoclonal
Isotype	IgG
Applications	IF, IHC, IP, WB
Target	Dynactin subunit p25, Dynactin subunit 5, DCTN5
Purification	Protein A/G purified from cell culture supernatant.
Endotoxin level	Please contact with the lab for this information.
Accession	Q9BTE1
Stability and Storage	Use a manual defrost freezer and avoid repeated freeze thaw cycles. Store at 4 °C for frequent use. Store at -20 °C for twelve months from the date of receipt.
Note	For research use only.

Data Image



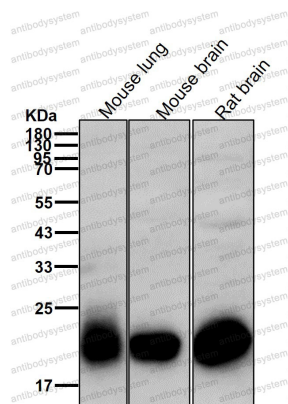
Western blot

Western blot analysis of DCTN5 expression in MCF7 cell lysate.



Western blot

All lanes use the Antibody at 1:2K dilution for 1 hour at room temperature.



Western blot

All lanes use the Antibody at 1:2K dilution for 1 hour at room temperature.