

Anti-FASN Antibody (R1X32)

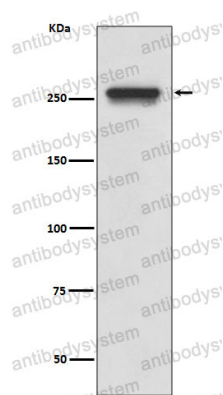
Summary

Catalog No.	RHE64301
Clone ID	R1X32
Host species	Rabbit
Tested applications	FCM: 1:20-1:100, IF: 1:50-1:200, IHC: 1:100-1:200, IP: 1:20-1:50, WB: 1:1000-1:2000
Species reactivity	Human, Mouse, Rat
Form	Liquid
Storage buffer	0.01M PBS, pH 7.4, 0.05% BSA, 50% Glycerol, 0.05% Sodium azide.
Concentration	1 mg/ml
Purity	>95% by SDS-PAGE.
Clonality	Monoclonal
Isotype	IgG
Applications	FCM, IF, IHC, IP, WB
Target	Fatty acid synthase, FAS, FASN, Type I fatty acid synthase
Purification	Protein A/G purified from cell culture supernatant.
Endotoxin level	Please contact with the lab for this information.
Accession	P49327
Stability and Storage	Use a manual defrost freezer and avoid repeated freeze thaw cycles. Store at 4 °C for frequent use. Store at -20 °C for twelve months from the date of receipt.

Note


For research use only.

Data Image



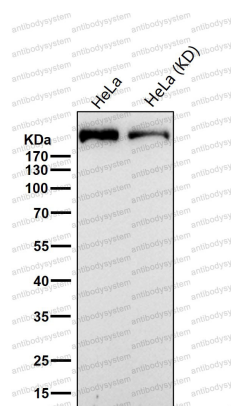
Western blot

Western blot analysis of FASN expression in A549 cell lysate.



Western blot

All lanes use the Antibody at 1:2K dilution for 1 hour at room temperature.



Western blot

All lanes use the Antibody at 1:1K dilution for 1 hour at room temperature.