

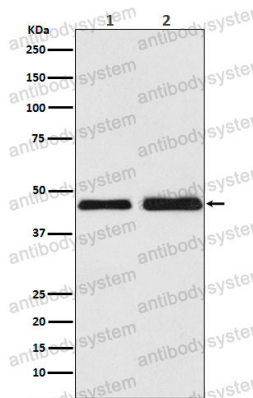
# Anti-OXTR Antibody (R1U08)

## Summary

---

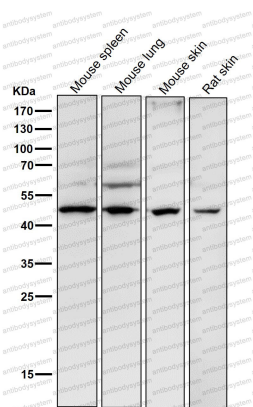
<b>Catalog No.</b>	RHD90301
<b>Clone ID</b>	R1U08
<b>Host species</b>	Rabbit
<b>Tested applications</b>	WB: 1:1000-1:2000
<b>Species reactivity</b>	Human, Mouse, Rat
<b>Form</b>	Liquid
<b>Storage buffer</b>	0.01M PBS, pH 7.4, 0.05% BSA, 50% Glycerol, 0.05% Sodium azide.
<b>Concentration</b>	1 mg/ml
<b>Purity</b>	>95% by SDS-PAGE.
<b>Clonality</b>	Monoclonal
<b>Isotype</b>	IgG
<b>Applications</b>	WB
<b>Target</b>	Oxytocin receptor, OT-R, OXTR
<b>Purification</b>	Protein A/G purified from cell culture supernatant.
<b>Endotoxin level</b>	Please contact with the lab for this information.
<b>Accession</b>	P30559
<b>Stability and Storage</b>	Use a manual defrost freezer and avoid repeated freeze thaw cycles. Store at 4 °C for frequent use. Store at -20 °C for twelve months from the date of receipt.
<b>Note</b>	For research use only.

## Data Image



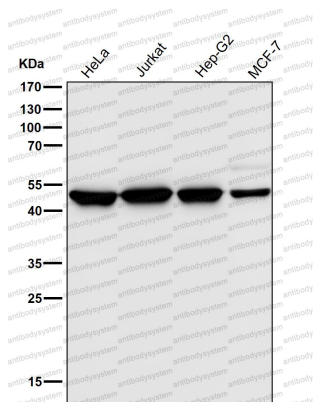
Western blot

Western blot analysis of Oxytocin Receptor expression in (1) Jurkat cell lysate; (2) Mouse spleen lysate.



Western blot

All lanes use the Antibody at 1:2K dilution for 1 hour at room temperature.



Western blot

All lanes use the Antibody at 1:2K dilution for 1 hour at room temperature.