

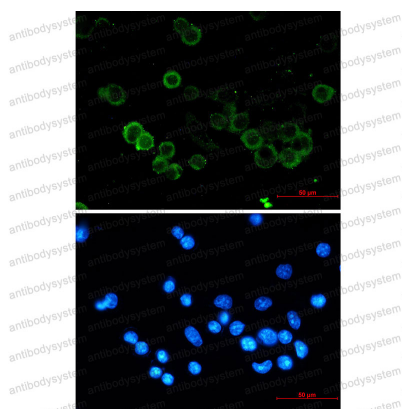
Anti-CD324/CDH1 Antibody (R1N74)

Summary

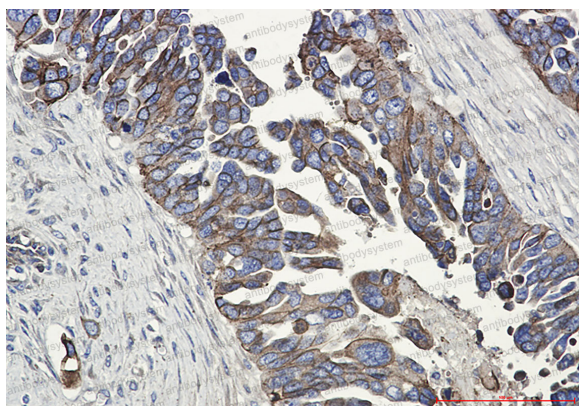
Catalog No.	RHC95204
Clone ID	R1N74
Host species	Rabbit
Tested applications	IF: 1:50-1:200, IHC: 1:50-1:100, IP: 1:20, WB: 1:500-1:1000
Species reactivity	Human
Form	Liquid
Storage buffer	0.01M PBS, pH 7.4, 0.05% BSA, 50% Glycerol, 0.05% Sodium azide.
Concentration	1 mg/ml
Purity	>95% by SDS-PAGE.
Clonality	Monoclonal
Isotype	IgG
Applications	IF, IHC, IP, WB
Target	CD324, Uvomorulin, Epithelial cadherin, E-cadherin, CDHE, CAM 120/80, UVO, CDH1, Cadherin-1
Purification	Protein A/G purified from cell culture supernatant.
Endotoxin level	Please contact with the lab for this information.
Accession	P12830
Stability and Storage	Use a manual defrost freezer and avoid repeated freeze thaw cycles. Store at 4 °C for frequent use. Store at -20 °C for twelve months from the date of receipt.

Note


For research use only.

Data Image**Immunofluorescence**

Immunocytochemistry analysis of E Cadherin (green) in MCF-7 using E Cadherin antibody, and DAPI (blue)

**Immunohistochemical**

Immunohistochemistry analysis of paraffin-embedded Human Cholangiocarcinoma using E Cadherin antibody. High-pressure and temperature Sodium Citrate pH 6.0 was used for antigen retrieval.



Western blot

Western blot analysis of E Cadherin in PC-3 lysates using E Cadherin antibody.