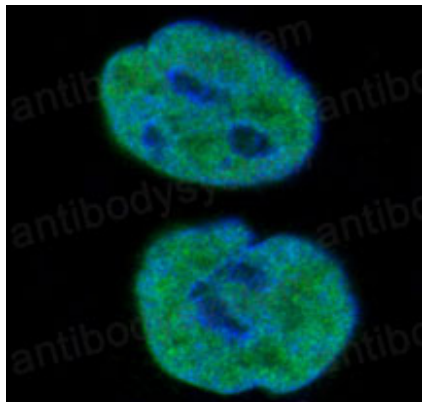


Anti-Histone H1.0 Antibody (R1K99)

Summary

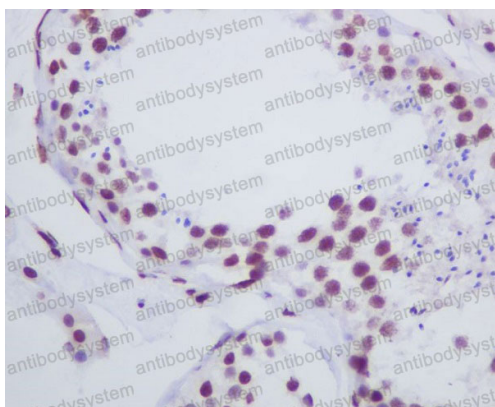
Catalog No.	RHC24302
Clone ID	R1K99
Host species	Rabbit
Tested applications	IF: 1:50-1:200, IHC: 1:100-1:200, WB: 1:1000-1:2000
Species reactivity	Human, Mouse, Rat
Form	Liquid
Storage buffer	0.01M PBS, pH 7.4, 0.05% BSA, 50% Glycerol, 0.05% Sodium azide.
Concentration	1 mg/ml
Purity	>95% by SDS-PAGE.
Clonality	Monoclonal
Isotype	IgG
Applications	IF, IHC, WB
Target	Histone H1(0), Histone H1.0, H1-0, H1FV, H1F0, Histone H1'
Purification	Protein A/G purified from cell culture supernatant.
Endotoxin level	Please contact with the lab for this information.
Accession	P07305
Stability and Storage	Use a manual defrost freezer and avoid repeated freeze thaw cycles. Store at 4 °C for frequent use. Store at -20 °C for twelve months from the date of receipt.
Note	For research use only.

Data Image



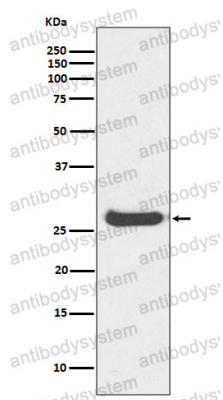
Immunofluorescence

Immunofluorescent analysis of HepG2 cells, using Histone H1.0 Antibody.



Immunohistochemical

Immunohistochemical analysis of paraffin-embedded human testis, using Histone H1.0 Antibody.



Western blot

Western blot analysis of Histone H1.0 expression in Human kidney lysate.