

Anti-STAMBP Antibody (R1G54)

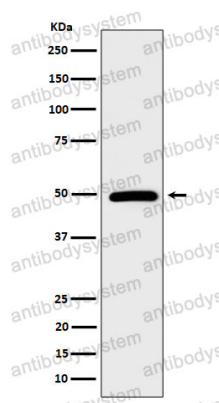
Summary

Catalog No.	RHB70402
Clone ID	R1G54
Host species	Rabbit
Tested applications	WB: 1:1000-1:2000
Species reactivity	Human
Form	Liquid
Storage buffer	0.01M PBS, pH 7.4, 0.05% BSA, 50% Glycerol, 0.05% Sodium azide.
Concentration	1 mg/ml
Purity	>95% by SDS-PAGE.
Clonality	Monoclonal
Isotype	IgG
Applications	WB
Target	Endosome-associated ubiquitin isopeptidase, STAM-binding protein, AMSH, Associated molecule with the SH3 domain of STAM, STAMBP
Purification	Protein A/G purified from cell culture supernatant.
Endotoxin level	Please contact with the lab for this information.
Accession	O95630
Stability and Storage	Use a manual defrost freezer and avoid repeated freeze thaw cycles. Store at 4 °C for frequent use. Store at -20 °C for twelve months from the date of receipt.

Note

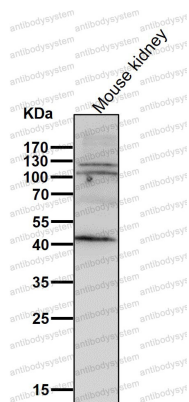
For research use only.

Data Image



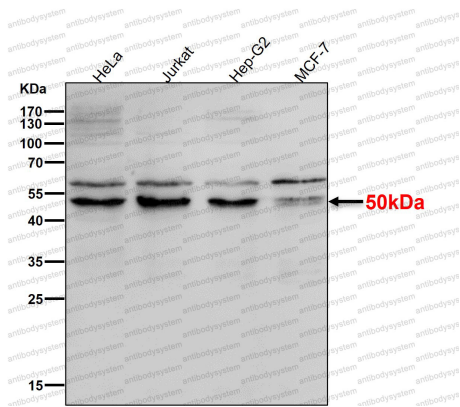
Western blot

Western blot analysis of AMSH expression in HeLa cell lysate.



Western blot

All lanes use the Antibody at 1:1K dilution for 1 hour at room temperature.



Western blot

All lanes use the Antibody at 1:1K dilution for 1 hour at room temperature.