

Anti-GABARAP Antibody (R1G25)


Summary

Catalog No.	RHB55001
Clone ID	R1G25
Host species	Rabbit
Tested applications	FCM: 1:20-1:100, IF: 1:50-1:200, IHC: 1:100-1:200, WB: 1:1000-1:2000
Species reactivity	Human, Mouse, Rat
Form	Liquid
Storage buffer	0.01M PBS, pH 7.4, 0.05% BSA, 50% Glycerol, 0.05% Sodium azide.
Concentration	1 mg/ml
Purity	>95% by SDS-PAGE.
Clonality	Monoclonal
Isotype	IgG
Applications	FCM, IF, IHC, WB
Target	MM46, GABA(A) receptor-associated protein, GABARAP, Gamma-aminobutyric acid receptor-associated protein, FLC3B
Purification	Protein A/G purified from cell culture supernatant.
Endotoxin level	Please contact with the lab for this information.
Accession	O95166
Stability and Storage	Use a manual defrost freezer and avoid repeated freeze thaw cycles. Store at 4 °C for frequent use. Store at -20 °C for twelve months from the date of receipt.

Note


For research use only.

Data Image




Western blot

All lanes use the Antibody at 1:2K dilution for 1 hour at room temperature.



Western blot

All lanes use the Antibody at 1:2K dilution for 1 hour at room temperature.



Western blot

All lanes use the Antibody at 1:2K dilution for 1 hour at room temperature.