

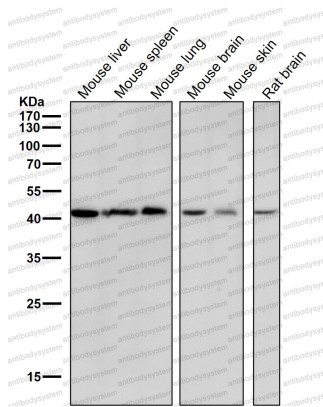
Anti-CABP1 Antibody (R1B77)

Summary

Catalog No.	RHN60101
Clone ID	R1B77
Host species	Rabbit
Tested applications	IF: 1:50-1:200, WB: 1:1000-1:2000
Species reactivity	Human, Mouse
Form	Liquid
Storage buffer	0.01M PBS, pH 7.4, 0.05% BSA, 50% Glycerol, 0.05% Sodium azide.
Concentration	1 mg/ml
Purity	>95% by SDS-PAGE.
Clonality	Monoclonal
Isotype	IgG
Applications	IF, WB
Target	CaBP1, Calbrain, Calcium binding protein 1, Calcium binding protein 5, Caldendrin, HCALB BR, Calcium binding protein 1
Purification	Protein A/G purified from cell culture supernatant.
Endotoxin level	Please contact with the lab for this information.
Accession	Q9NZU7
Stability and Storage	Use a manual defrost freezer and avoid repeated freeze-thaw cycles. Store at +4 °C short term (1-2 weeks). Store at -20 °C 12 months. Store at -80 °C long term.

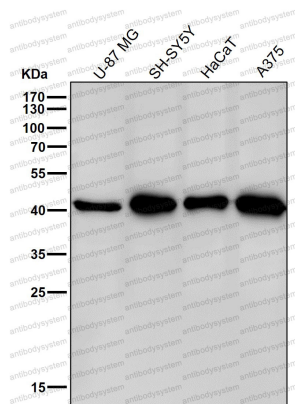
Note For research use only.

Data Image



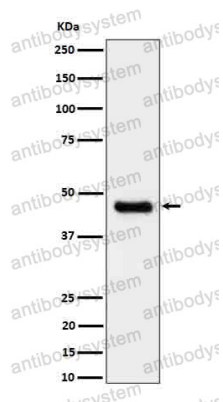
Western blot

All lanes use the Antibody at 1:2K dilution for 1 hour at room temperature.



Western blot

All lanes use the Antibody at 1:2K dilution for 1 hour at room temperature.



Western blot

Western blot analysis of CABP expression in U-87 MG cell lysate.