

Anti-NMI Antibody (R1B09)

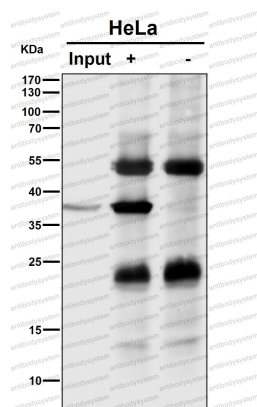
Summary

Catalog No.	RHG47301
Clone ID	R1B09
Host species	Rabbit
Tested applications	IF: 1:50-1:200, IHC: 1:100-1:200, IP: 1:20-1:50, WB: 1:1000-1:2000
Species reactivity	Human
Form	Liquid
Storage buffer	0.01M PBS, pH 7.4, 0.05% BSA, 50% Glycerol, 0.05% Sodium azide.
Concentration	1 mg/ml
Purity	>95% by SDS-PAGE.
Clonality	Monoclonal
Isotype	IgG
Applications	IF, IHC, IP, WB
Target	N myc interactor, NMI, NMYC and STAT interactor, NMYC interactor, N myc interactor
Purification	Protein A/G purified from cell culture supernatant.
Endotoxin level	Please contact with the lab for this information.
Accession	Q13287
Stability and Storage	Use a manual defrost freezer and avoid repeated freeze-thaw cycles. Store at +4 °C short term (1-2 weeks). Store at -20 °C 12 months. Store at -80 °C long term.

Note

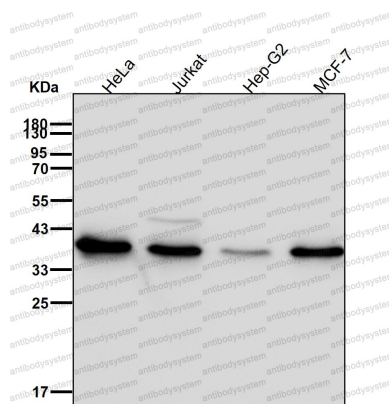
For research use only.

Data Image




Immunoprecipitation

Immunoprecipitate (IP) analysis using the Antibody at 1:50 dilution. (wb at 1:1K dilution)



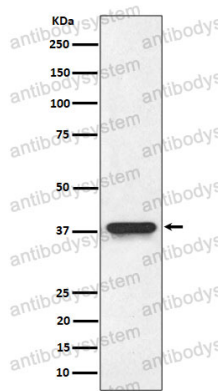
Western blot

All lanes use the Antibody at 1:2K dilution for 1 hour at room temperature.



Western blot

All lanes use the Antibody at 1:1K dilution for 1 hour at room temperature.



Western blot

Western blot analysis of NMI expression in HeLa cell lysate.