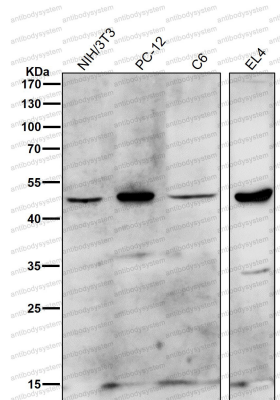


Anti-HDAC11 Antibody (R1A21)

Summary

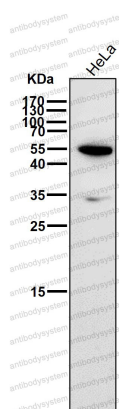
Catalog No.	RHN04202
Clone ID	R1A21
Host species	Rabbit
Tested applications	IP: 1:20-1:50, WB: 1:1000-1:2000
Species reactivity	Human
Form	Liquid
Storage buffer	0.01M PBS, pH 7.4, 0.05% BSA, 50% Glycerol, 0.05% Sodium azide.
Concentration	1 mg/ml
Purity	>95% by SDS-PAGE.
Clonality	Monoclonal
Isotype	IgG
Applications	IP, WB
Target	HDAC11, HD11, Histone deacetylase 11, HDAC11
Purification	Protein A/G purified from cell culture supernatant.
Endotoxin level	Please contact with the lab for this information.
Accession	Q96DB2
Stability and Storage	Use a manual defrost freezer and avoid repeated freeze-thaw cycles. Store at +4 °C short term (1-2 weeks). Store at -20 °C 12 months. Store at -80 °C long term.
Note	For research use only.

Data Image



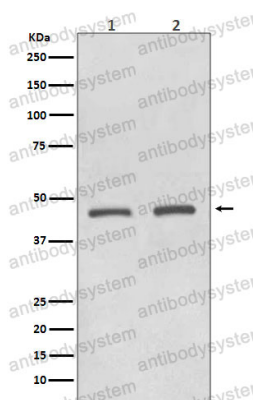
Western blot

All lanes use the Antibody at 1:2K dilution for 1 hour at room temperature.



Western blot

All lanes use the Antibody at 1:2K dilution for 1 hour at room temperature.



Western blot

Western blot analysis of HDAC11 expression in (1) Jurkat cell lysate;(2) MCF7 cell lysate.