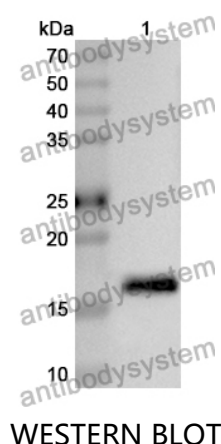


Anti-RNASE12 Polyclonal Antibody

Summary

Catalog No.	PHJ01301
Host species	Rabbit
Tested applications	ELISA: 1:4000-1:8000, IHC: 1:50-1:100, WB: 1:1000-1:4000
Species reactivity	Human
Immunogen	E. coli - derived recombinant Human RNASE12 (Glu21-Lys147).
Form	Liquid
Storage buffer	0.01M PBS, pH 7.4, 50% Glycerol, 0.05% Proclin 300.
Clonality	Polyclonal
Isotype	IgG
Applications	ELISA, IHC, WB
Target	RNASE12, Probable inactive ribonuclease-like protein 12
Purification	Purified by antigen affinity column.
Accession	Q5GAN4
Stability and Storage	Use a manual defrost freezer and avoid repeated freeze thaw cycles. Store at 2 to 8°C for frequent use. Store at -20 to -80°C for twelve months from the date of receipt.
Note	For research use only.

Data Image



Recombinant Protein lysates were subjected to SDS PAGE followed by western blot with RNASE12 antibody (PHJ01301) at 1 µg/ml.

Lane 1: Recombinant protein

Second Ab: Goat Anti-Rabbit IgG H&L Polyclonal antibody, HRP (PTB96431) at 0.1 µg/mL.

Predict MW: 17 kDa

Observed MW: 17 kDa

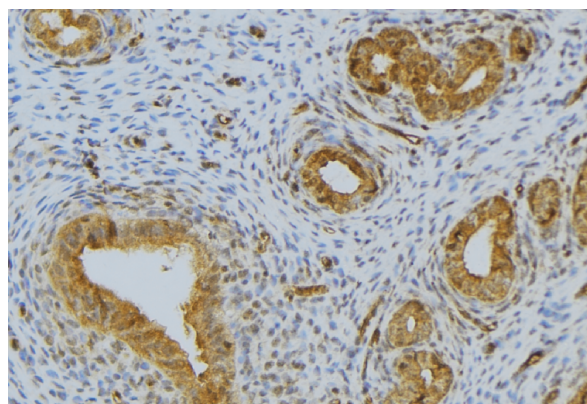
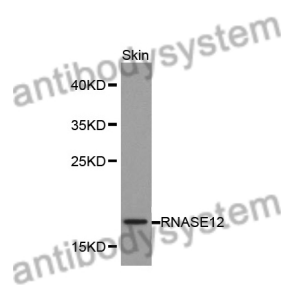
Various lysates were subjected to SDS PAGE followed by western blot with RNASE12 antibody (PHJ01301) at 1 µg/ml.

Lane 1: Human skin cell

Second Ab: Goat Anti-Rabbit IgG H&L Polyclonal antibody, HRP (PTB96431) at 0.1 µg/mL.

Predict MW: 17 kDa

Observed MW: 17 kDa



Immunohistochemical

Immunohistochemical analysis of human uterus stained for RNASE12 with PHJ01301.