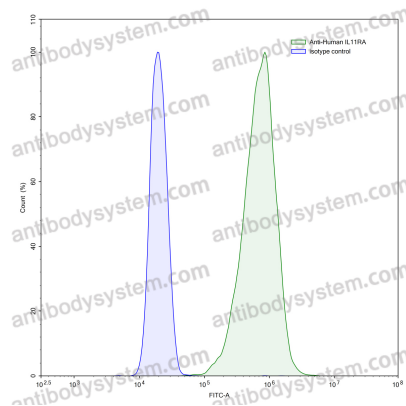


Anti-Human IL11RA Antibody (SAA2023)

Summary

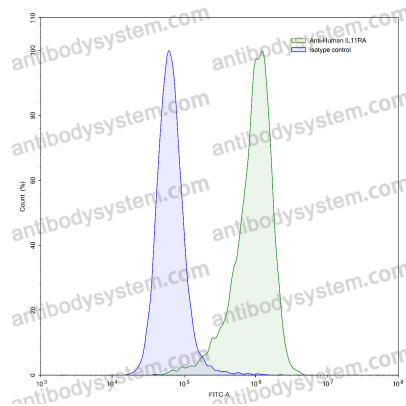
Catalog No.	RHG84901
Clone ID	SAA2023
Host species	Human
Species reactivity	Human
Form	Liquid
Storage buffer	0.01M PBS, pH 7.4.
Concentration	0.84 mg/ml
Purity	>95% as determined by SDS-PAGE.
Clonality	Monoclonal
Isotype	IgG4, kappa
Applications	ELISA, FCM, WB
Target	IL-11RA, sIL-11R, Interleukin-11 receptor subunit alpha, sIL-11RA, IL11RA, IL-11R-alpha, IL-11R subunit alpha, IL-11 receptor subunit alpha, sIL11RA
Purification	Protein A/G purified from cell culture supernatant.
Endotoxin level	Please contact with the lab for this information.
Accession	Q14626
Stability and Storage	Use a manual defrost freezer and avoid repeated freeze-thaw cycles. Store at 4°C short term (1-2 weeks). Store at -20°C 12 months. Store at -80°C long term.
Note	For research use only.

Data Image

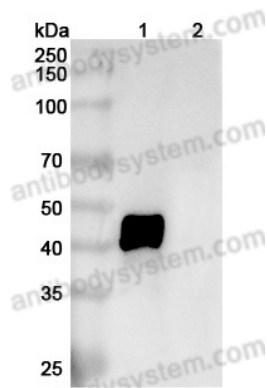


Flow-cytometry

Flow-cytometry using anti-human IL11RA antibody. IL11RA Transfected CHO cells were stained with an irrelevant antibody (Blue Histogram) or an anti-human IL11RA antibody monoclonal antibody (Catalog # RHG84901, Green Histogram) at a concentration of 5 µg/ml for 30 mins at RT. After washing, bound antibody was detected using a FITC conjugated goat anti-human antibody (Catalog # PHB96441) and cells analysed on a NovoCyt Flow Cytometer.



Flow-cytometry



Western Blot

Flow-cytometry using anti-human IL11RA antibody. HeLa cells were stained with an irrelevant antibody (Blue Histogram) or an anti-human IL11RA antibody monoclonal antibody (Catalog # RHG84901, Green Histogram) at a concentration of 5 µg/ml for 30 mins at RT. After washing, bound antibody was detected using a FITC conjugated goat anti-human antibody (Catalog # PHB96441) and cells analysed on a NovoCyte Flow Cytometer.

Various lysates were subjected to SDS PAGE followed by western blot with IL11RA antibody (RHG84901) at 1 µg/ml.

Lane 1: IL11RA transfected HEK293 cell lysate

Lane 2: Non-transfected HEK293 cell lysate

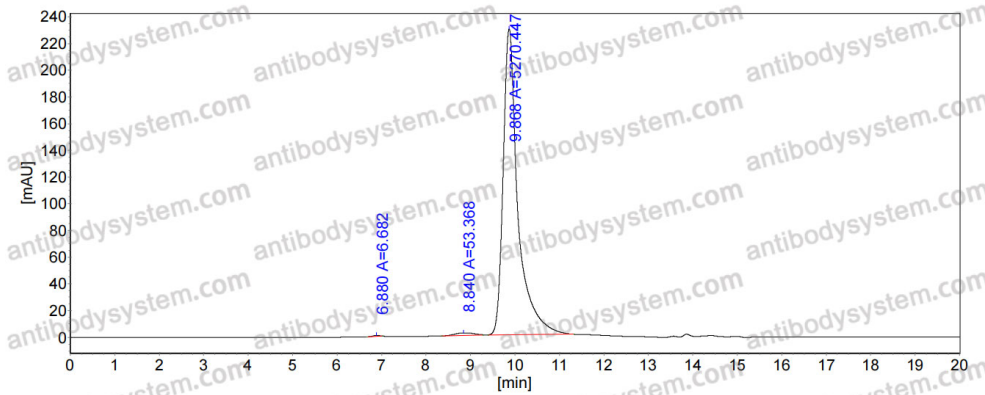
Second Ab: Goat Anti-Human IgG H&L Polyclonal antibody, HRP (PHB96431) at 0.1 µg/mL.

Predict MW: 40 kDa

Observed MW: 40 kDa



Recombinant Proteins & Antibodies



SEC-HPLC

The purity of this product is
>95% as determined by SEC-
HPLC.