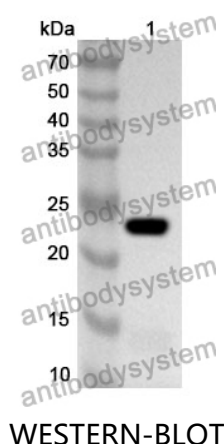


Anti-Human NRAS Polyclonal Antibody

Summary

Catalog No.	PHB90901
Host species	Rabbit
Tested applications	ELISA: 1:4000-1:8000, IHC: 1:50-1:100, WB: 1:1000-1:4000
Species reactivity	Human
Immunogen	E. coli - derived recombinant Human NRAS (Met1-Met189).
Form	Liquid
Storage buffer	0.01M PBS, pH 7.4, 50% Glycerol, 0.05% Proclin 300.
Clonality	Polyclonal
Isotype	IgG
Applications	ELISA, IHC, WB
Target	GTPase NRas, NRAS, HRAS1, Transforming protein N-Ras
Purification	Purified by antigen affinity column.
Accession	P01111
Stability and Storage	Use a manual defrost freezer and avoid repeated freeze thaw cycles. Store at 2 to 8°C for frequent use. Store at -20 to -80°C for twelve months from the date of receipt.
Note	For research use only.

Data Image



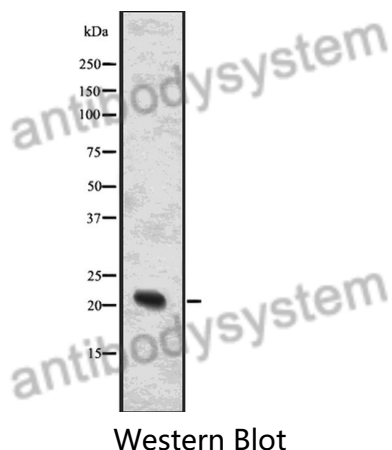
Recombinant Protein lysates were subjected to SDS PAGE followed by western blot with NRAS antibody (PHB90901) at 1 µg/ml.

Lane 1: Recombinant protein

Second Ab: Goat Anti-Rabbit IgG H&L Polyclonal antibody, HRP (PTB96431) at 0.1 µg/mL.

Predict MW: 23 kDa

Observed MW: 23 kDa



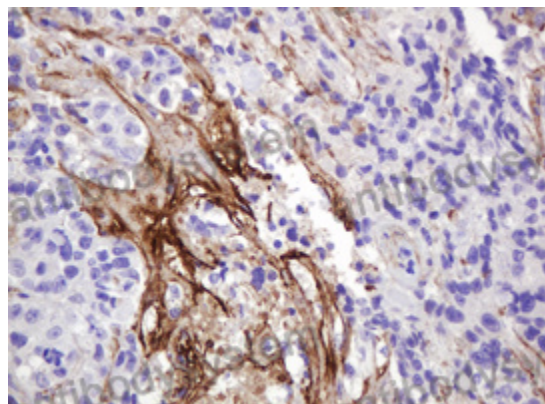
Various lysates were subjected to SDS PAGE followed by western blot with NRAS antibody (PHB90901) at 1 µg/ml.

Lane 1: Mouse liver

Second Ab: Goat Anti-Rabbit IgG H&L Polyclonal antibody, HRP (PTB96431) at 0.1 µg/mL.

Predict MW: 21 kDa

Observed MW: 21 kDa



Immunohistochemical

Immunohistochemical analysis of human colon stained for NRAS with PHB90901.